






## CCFLED-D2

Cleverfit Exit, Surface Mount, LP, DALI Emergency, All Pictograms, Single or Double Sided



### PRODUCT INFORMATION

Part Number	CCFLED-D2
MIC	AUA02211040101
Description	Cleverfit Exit, Surface Mount, LP, DALI Emergency, All Pictograms, Single or Double Sided
Construction	ABS Body and Diffuser with Polycarbonate Clear Tamper Proof Cover
Mounting	Wall, Ceiling Single-Sided & Ceiling Double-Sided
Dimensions L x W x H	355mm x 80mm x 215mm
Weight	1.6kg
Operating Mode	Maintained
Testing System	DALI 2
Battery	Lithium Iron Phosphate, 3.2V 1500mAh
Charging Method	Intelligent Current Limited Constant Voltage
Diffuser	All directional inserts included in the box
Lamp(s)	6 x LED, 100,000 hours
Earth Leakage	0.345mA
Inrush Current	11.6A
Operating Voltage	240V AC; 50Hz
Power Consumption	2.8W (Standby), 4.1W (Max)
Inrush Current (Peak/Duration)	11.26A/80μS
Earth Leakage	N/A
IP Rating	IP20
Operating Temperature	1°C to 40°C
AS2293 Classification	C <sub>0</sub> =D4 C <sub>90</sub> =E3.2
Viewing Distance	24m
Applicable Standards	AS/NZS3820, CISPR15, AS/NZS2293.3
Compliance Marking (RCM)	
Appliance Class	 Class II double insulated,  noiseless (clean) earth (ground) terminal (not a protective earth and used for EMC purposes only)

### REPLACEMENT PARTS

PART NUMBER	DESCRIPTION
1550105	Battery
8002329	EM Driver
8002710	LED Strip
8003062	DALI 2 Node

The product details described in this document are current as at the version date of the document. We reserve the right to change product design, specifications or materials (Specifications) as part of our continuous improvement program. Please confirm the applicable Specifications at the time of placing your order